

St Edmund's Suggested Weekly Plan

Date w/c 20th April

Year: Y1


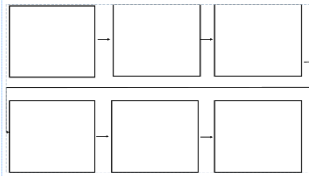


Outlined below are a range of activities that you may want to follow as part of your home learning schedule. We recognise that each family will have different needs and resources and therefore this should only be used as a guide. We felt it was important to include some useful information to help support you. As you can see below, tasks should not be very long at all. We have included timings to give you an indication of how long could be spent on each task.

For the summer term we will continue to keep in contact with you via the school website and by email. We would encourage you to use the new dedicated year group email (year1@st-edmunds.richmond.sch.uk) to update us on the children's learning once a week. We are also available to be contacted regarding any additional support we can provide.


Remember to find some time to talk to your friends or relatives to see how they are getting on - it is very important to keep in touch with everyone.

	Day 1	Day 2	Day 3	Day 4	Day 5
	Have you washed, dressed yourself, brushed your hair, made your bed and brushed your teeth today?				
30 mins	PE - Joe Wicks	PE - Your own activity	PE - Star Jumps & Squats	PE - Joe Wicks	PE - Your own activity
15 mins	<p>Handwriting/Spelling</p> <p>Ask your adult to test you on last week's words - Mrs, called, if, help, here</p> <p>How did you do? This week's words are: off asked saw make an</p> <p>Talk to your adult about each one - Are any of them red words? If so which are the tricky parts? There are 2 words which are not tricky and can be sound buttoned - which ones are they? Can you spot any split digraphs? - there's only 1!</p>	<p>Phonics - ew oo ue</p> <p>Find 3 things in your house which have the <i>ew</i> grapheme in them (flew), 3 things that have the <i>oo</i> grapheme in them (moon) and 3 things that have the <i>ue</i> grapheme in them (glue). Write them down in your <i>Phonics Detective Book</i> that you started last week. Don't forget to use your Fred fingers & your sound mat!</p>	<p>Handwriting/Spelling</p> <p>Watch the letter formation powerpoint and use the letter formation rhymes (both found on the website) to practise these letters... a, d, e, f, k, m, n, o, s, w Write a line of each letter.</p> <p>Now practise your handwriting by writing out your weekly spellings. off asked saw make an Remember to take your time and begin every letter on the line.</p>	<p>Handwriting/spelling</p> <p>Using your flow map can you tell your adult the story? Are there any words that keep coming up again and again? Can you make a list of these? Keep using your Freddie fingers & your sound mat</p>	<p>Phonics - oi oy</p> <p>Find 3 things in your house which have the <i>oi</i> grapheme in them (remember this <i>oi</i> usually goes in the middle of words - coin) and 3 things that have the <i>oy</i> grapheme in them (this <i>oy</i> goes at the end of words - boy). Write them down in your <i>Phonics Detective Book</i> that you started last week. Don't forget to use your Fred fingers & your sound mat!</p>
	Have a well-deserved Break - we always have a fruit or vegetable and a drink of water - Ask your adult how you can help them.				
20-30 mins	<p>English - Recount of my favourite story</p> <p>Pick a story that you would like retell this week. Read through it again and make a</p>	<p>English - Recount of my favourite story</p> <p>Using yesterday's list of characters make puppets for each one using some</p>	<p>English - Recount of my favourite story</p> <p>Using yesterday's puppets act out the story once again and then plan it out</p>	<p>English - Recount of my favourite story</p> <p>Using your flow map can you tell your adult the story? Now you are ready</p>	<p>English - Recount of my favourite story</p> <p>Using your flow map can you tell your adult the story? Read what you</p>

	<p>list of the most important characters. <i>You will need this list for tomorrow!</i></p>	<p>paper, colouring in pencils and scissors. Act out your story with your adult. Remember to colour in neatly. Are there key phrases or words the characters say? Are there any rhyming words or repetitive phrases?</p> 	<p>using a flow mat - you can draw a different part of the story in each box.</p>  <p>Can you write 3 key words in each box too?</p>	<p>to begin writing up the story using your ideas from your flow map. ONLY START IT TODAY YOU CAN FINISH IT TOMORROW</p>	<p>wrote yesterday. Does anything need to be changed? Have you noticed any mistakes? Now you are ready to continue writing up the story using your ideas from your flow map. Remember that we always love to see your best handwriting.</p>
--	---	--	---	--	--

<p>15 mins</p>	<p>Reading Read a book from the Oxford Owl website.</p>	<p>Reading Read 5 more real words and 5 more Alien words from your pack. Remember to sound button / dot and dash them.</p>	<p>Reading Read a book you have at home with your adult. Look out for the digraphs & trigraphs!</p>	<p>Reading Read a book that you have at home to your bother/ sister/ pet or favourite toy.</p>	<p>Reading Read a book from the Oxford Owl website.</p>
-----------------------	---	--	---	--	---

Time to play - avoid devices and go outside, if you can - You are always helpful in class and tidy up after yourselves, please continue to do this at home.

<p>20 mins</p>	<p>Maths - Problem of the day Apples are sold in bags of 5 Tim buys 6 bags of apples.</p>  <p>Tim uses 8 apples to make a pie. How many apples does Tim have left? Use your toys to help you work out this problem. Remember to count slowly. Have a go at writing a number sentence (calculation) to match your task.</p>	<p>Maths - Education City Complete 'Double the Fun' Learn screen on Education City and then a maths game of your choice.</p>	<p>Maths - Problem of the day Order the four numbers. Start with the smallest number.</p> <p>2 tens 30 ones 7 ones 1 hundred</p> <p>Think about the dienes blocks we have at school ...</p> <table border="1" data-bbox="1198 1276 1361 1436"> <tr> <th>Tens</th> <th>Units/Ones</th> </tr> <tr> <td>10</td> <td>1</td> </tr> </table>	Tens	Units/Ones	10	1	<p>Maths - Problem of the day What is the sum of these two numbers? 22 ones and 1 ten and 5 ones</p> <p>Think about the dienes blocks we have at school ...Remember to count slowly and accurately. Have a go at writing a number sentence (calculation) to match your task.</p> <table border="1" data-bbox="1585 1252 1796 1449"> <tr> <th>Tens</th> <th>Units/Ones</th> </tr> <tr> <td>10</td> <td>1</td> </tr> </table>	Tens	Units/Ones	10	1	<p>Maths - Doubling Use your toys to work on doubling. Can you create a poster showing doubles of different numbers? Count slowly and accurately.</p>
Tens	Units/Ones												
10	1												
Tens	Units/Ones												
10	1												

Ask if you can help to prepare lunch. Don't forget to wash your hands

At school you are always very sensible and carry your own lunch to your table.

You get your own cutlery out, cut up your food all by yourself and then eat your food with your knife and fork - show your adult how well you do this.

Projects for the Week

RE - Talk to your adult about what a holiday is and what a holy day is (a religious/commemorative day or festival). Can you think of some holidays (Christmas holiday, summer Holiday, Easter Holiday) and some Holy Days (Christmas day, The Feast of Mary the Mother of God, Ash Wednesday, Good Friday, Easter Monday.) Find out about a Holy Day that you may not already know about and draw a picture showing it.

Science: Plants - Watch bbc bitesize. What are the parts of a plant? <https://www.bbc.co.uk/bitesize/topics/zpxnyrd/articles/z3wpsbk>

On MYUSO go on busythings/KS1/year 1 set up/science/plants

Complete activity 'parts of a plant - intermediate' and 'parts of a tree'

Alternatively, you can draw your own picture of a flower and a tree. Label your picture using the key words below:

roots, stem, leaves, flower, blossom, trunk, branch, bark, seeds, bulb

STORY TIME

Don't worry if you don't get everything done - let us know and we can adjust things to suit you. 😊