




## St Edmunds Suggested Weekly Plan Date w/c 4<sup>th</sup> May

### Year: Y4

Outlined below are a range of activities that you may want to follow as part of your home learning schedule. We recognise that each family will have different needs and resources and therefore this should only be used as a guide. Well done for all your hard work and please do email us pictures of your work to [year4@st-edmunds.richmond.sch.uk](mailto:year4@st-edmunds.richmond.sch.uk). **If you are happy for us to share some of your work on the school website – please state on your e-mail that you give us permission to do so. E.g. 'I am happy for this work to be shared on the school website.** We have given out some certificates for the great work we have seen already.

Monday	Tuesday	Wednesday	Thursday	Friday
PE: Morning Workout – e.g. Joe Wicks				
<p>English – Genre focus – Poems Task/lesson 1: Read a range of poems. What is your favourite? What poems do you dislike? Explain your reasons <a href="https://www.poetry4kids.com/">https://www.poetry4kids.com/</a> <a href="https://www.kidsworldfun.com/kidspoems/">https://www.kidsworldfun.com/kidspoems/</a></p> 	<p>English – Genre focus – Poems Task/lesson 2: Revisit your favourite poem from yesterday and think about how you could perform it. How will you use your voice? How will you use your body? Will you use any props? Perform your poem to your family.</p>	<p>English – Genre focus – Poems Task/lesson 3: Read the limerick poems on the link <a href="https://www.rd.com/funny-stuff/limericks-for-kids/">https://www.rd.com/funny-stuff/limericks-for-kids/</a> What do you notice about limericks? Do limericks have to follow any rules? Record what you think.</p>	<p>English – Genre focus – Poems Task/lesson 4: <a href="https://www.poetry4kids.com/lessons/how-to-write-a-limerick/">https://www.poetry4kids.com/lessons/how-to-write-a-limerick/</a> Go through the link above or go through it with your adult. Discuss what is important for a limerick. Create a list for the things you need to include for a poem to be a limerick.</p>	<p><b>Bank Holiday Friday:</b>  <i>Enjoy the 3-day weekend celebrating 75 years since Victory in Europe.</i></p> 
<p>Maths Summer Term Maths Website: <a href="https://whiterosemaths.com/homelearning/year-4/">https://whiterosemaths.com/homelearning/year-4/</a> Lesson 1: Multiply 2-digits by 1-digit – watch the video and complete the activity sheet (answers available in resources)</p> <p>Daily challenge: 4<sup>th</sup> May sheet saved on the website (Y4 W5) – do not print – working out can be done on a whiteboard/paper.</p>	<p>Maths Summer Term Maths Website: <a href="https://whiterosemaths.com/homelearning/year-4/">https://whiterosemaths.com/homelearning/year-4/</a> Lesson 2: Multiply 3-digits by 1-digit – watch the video and complete the activity sheet (answers available in resources)</p> <p>Daily challenge: 5<sup>th</sup> May sheet saved on the website (Y4 W5) – do not print – working out can be done on a whiteboard/paper.</p>	<p>Maths Summer Term Maths Website: <a href="https://whiterosemaths.com/homelearning/year-4/">https://whiterosemaths.com/homelearning/year-4/</a> Lesson 3: Divide 2-digits by 1-digit – watch the video and complete the activity sheet (answers available in resources)</p> <p>Daily challenge: 6<sup>th</sup> May sheet saved on the website (Y4 W5) – do not print – working out can be done on a whiteboard/paper.</p>	<p>Maths Summer Term Maths Website: <a href="https://whiterosemaths.com/homelearning/year-4/">https://whiterosemaths.com/homelearning/year-4/</a> Lesson 4: Divide 3-digits by 1-digit – watch the video and complete the activity sheet (answers available in resources)</p> <p>Daily challenge: 7<sup>th</sup> May sheet saved on the website (Y4 W5) – do not print – working out can be done on a whiteboard/paper.</p>	<p><b>Bank Holiday Friday:</b>  <i>Enjoy the 3-day weekend celebrating 75 years since Victory in Europe.</i></p> 

PE: One hour of dedicated movement time

### **Projects for the Week**

#### **History**

This week, we are starting our new history topic focusing on Hampton Court Palace. To get you ready for this topic, we want you to create a timeline of the important events in the history of Hampton Court. The key dates have been saved in the resources for this week. You do not need to include every date in your timeline, just the ones that you think are important.

#### **RE**

Last week, we learned about St Paul's conversion on the road to Damascus. After this life changing experience he became one of the greatest teachers in the early Church. He travelled a lot to teach people about Jesus. Watch the video to see just how much he travelled <https://www.youtube.com/watch?v=Hy4K1pP408Y> . When he wasn't travelling he would write lots of letters to teach people that he couldn't see. Lots of these letters are in the Bible. Your task this week is to find out what letters from Paul can you find in the Bible. If you have a Bible at home please use this but, if not, you can research it online. The answers can be found on this clip <https://www.youtube.com/watch?v=s1mBdzjMEDk> .

Remember that we also have all the online resources such as EducationCity, MyUSO and Sumdog.

Keep up the good work and remember to email us.

Mr Nash and Mr Rose

