

St Edmund's Suggested Weekly Plan

Date w/c 18th May

Year: Y1





Outlined below are a range of activities that you may want to follow as part of your home learning schedule. We recognise that each family will have different needs and resources and therefore this should only be used as a guide. We felt it was important to include some useful information to help support you. As you can see below, tasks should not be very long at all. We have included timings to give you an indication of how long could be spent on each task.

For the maths activities we are going to use the White Rose maths resources. These are based on the topics that we would have been covering in school at this time. Each lesson contains a video to explain the task, an activity for the children and the answers. The link to access the maths is as follows <https://whiterosemaths.com/homelearning/year-1/> . Please ignore the week dates as we are working to a different schedule than the website.

For the summer term we will continue to keep in contact with you via the school website and by email. We would encourage you to use the new dedicated year group email (year1@st-edmunds.richmond.sch.uk) to update us on the children's learning once a week. We are also available to be contacted regarding any additional support we can provide. Remember to find some time to talk to your friends or relatives to see how they are getting on - it is very important to keep in touch with everyone.

If you are happy for us to share *some* of your work on the school website please state on your e-mail that you give us permission to do so.

E.g. 'I am happy for this work to be shared on the school website.'

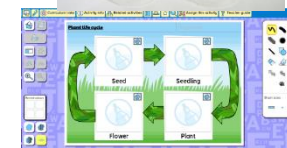
	Day 1	Day 2	Day 3	Day 4	Day 5
	Have you washed, dressed yourself, brushed your hair, made your bed and brushed your teeth today?				
30 mins	PE - Joe Wicks	PE - Your own activity	PE - Star Jumps & Squats	PE - Joe Wicks	PE - Your own activity
15 mins	<p>Handwriting/Spelling</p> <p>Ask your adult to test you on last week's words - May, June, July, August.</p> <p>How did you do?</p> <p>This week's words are: September October November December</p> <p>Talk to your adult about each one - Are any of them red words? If so which are the tricky parts?</p> <p>Don't forget that the months of the year are names so they will always begin with a capital letter.</p>	<p>Punctuation: question marks</p> <p>Watch Mr Thorne does Grammar to learn about when we use question marks.</p> <p>https://www.youtube.com/watch?v=B_eymWspTko</p> <p>Now write three questions to ask an adult or sibling at home.</p> <p>Don't forget to begin sentences with a capital letter.</p> 	<p>Handwriting/Spelling</p> <p>Watch the letter formation powerpoint and use the letter formation rhymes (both found on the website) to practise these letters... b, c d, e, m, n, o, p, r, s, t, Write a line of each letter.</p> <p>Now practise your handwriting by writing out your weekly spellings.</p> <p>Remember to take your time and begin every letter on the line.</p>	<p>Punctuation: exclamation marks.</p> <p>Watch Mr Thorne does grammar to learn about exclamation marks.</p> <p>https://www.youtube.com/watch?v=d8zgNFZ7Mxs</p> <p>Now write three sentences using an exclamation mark.</p> <p>Have your sentences begun with a capital letter?</p> 	<p>Punctuation: full stops, question marks and exclamation marks.</p> <p>Watch and play the activity on education city: Amazing Punctuation.</p> <p>https://go.educationcity.com/content/index/25690/3/1/1</p> <p>Tell your adult when do we use full stops.</p> <p>Ask your adult ... 'When do we use a question mark?' Are they right?</p> <p>Tell your adult when do we use exclamation marks.</p>
Have a well-deserved break - we always have a fruit or vegetable and a drink of water - Ask your adult how you can help them.					

<p>20-30 mins</p>	<p>English - Information Leaflet about a famous explorer - Christopher Columbus</p> <p>Find out about Christopher Columbus by listening to this story and song.</p> <p>https://www.youtube.com/watch?v=Egn3X_ZPTd8</p> <p>https://www.youtube.com/watch?v=T3Y1UuKpc7E</p> <p>Create your front cover of your information leaflet.</p> <p>Remember to colour in neatly.</p>	<p>English - Information Leaflet about a famous explorer - Christopher Columbus</p> <p>Find out about his early life - you may want to watch the first few minutes of yesterday's story!</p> <p>https://www.youtube.com/watch?v=hUNIbuda6ZO</p> <p>When you have done this, put your facts into sentences and say them out loud to your adult. Now you are ready to write up your sentences.</p> <p>Once you are done writing draw a picture to show what you have written.</p> <p>Can you include the word 'and'?</p>	<p>English - Information Leaflet about a famous explorer - Christopher Columbus</p> <p>Find out why he is famous. https://www.bbc.co.uk/bitesize/topics/zhpchbk/articles/znc hkmn</p> <p>When you have done this, put your facts into sentences and say them out loud to your adult. Now you are ready to write up your sentences.</p> <p>Once you are done writing draw a picture to show what you have written.</p> <p>Can you include the word 'because'?</p>	<p>English - Information Leaflet about a famous explorer - Christopher Columbus</p> <p>Find out some facts about his journey. https://www.youtube.com/watch?v=ThZj9TEMwgE</p> <p>When you have done this, put your facts into sentences and say them out loud to your adult. Now you are ready to write up your sentences.</p> <p>Once you are done writing draw a picture to show what you have written.</p> <p>Remember to begin sentences with capital letters and end them with full stops.</p>	<p>English - Information Leaflet about a famous explorer - Christopher Columbus</p> <p>Think about all of the facts you have learnt about Christopher Columbus and Neil Armstrong (go back to the leaflet you made about him to remind yourself). How are these explorers similar and different? (E.g. Christopher Columbus travelled on a ship; Neil Armstrong explored using a space rocket).</p> <p>Write two sentences to say how these explorers are similar to each other.</p> <p>Write two sentences to say how they are different to each other.</p> <p>Remember that we always love to see your best handwriting - every letter must begin on the line!</p>
<p>15 mins</p>	<p>Reading</p> <p>Read a book from the Oxford Owl website.</p>	<p>Reading</p> <p>Listen to a story read by one of the teachers on the St Edmunds website. Tell your adult your favourite part of the story and why.</p>	<p>Reading</p> <p>Read a book you have at home with your adult. Look out for the digraphs & trigraphs!</p>	<p>Reading</p> <p>Read a book that you have at home to your bother/ sister/ pet or favourite toy.</p>	<p>Reading</p> <p>Read a book from the Oxford Owl website.</p>
<p>Time to play - avoid devices and go outside, if you can - You are always helpful in class and tidy up after yourselves, please continue to do this at home.</p>					

20 mins	<p>Maths - White Rose Remember to ignore dates- we are working a week behind. Summer Term- Week 4 (W/C 11th May) Lesson 1- Add by making ten.</p> <p>Watch the video and complete the activity sheet. You can download the sheet from the school website.</p>	<p>Maths - White Rose Remember to ignore dates- we are working a week behind. Summer Term- Week 4 (W/C 11th May) Lesson 2- Subtract within twenty.</p> <p>Watch the video and complete the activity sheet. You can download the sheet from the school website.</p>	<p>Maths - White Rose Remember to ignore dates- we are working a week behind. Summer Term- Week 4 (W/C 11th May) Lesson 3- Add and subtract worded problems.</p> <p>Watch the video and complete the activity sheet. You can download the sheet from the school website.</p>	<p>Maths - White Rose Remember to ignore dates- we are working a week behind. Summer Term- Week 4 (W/C 11th May) Lesson 4- Compare number sentences.</p> <p>Watch the video and complete the activity sheet. You can download the sheet from the school website.</p>	<p>Maths - Capacity</p> <p>Watch the clip "What is capacity?" From bbc bitesize. Tell your adult what you have learnt. https://www.bbc.co.uk/bitesize/topics/zt9k7ty/articles/zp8crdm</p> <p>Then play 'Pitcher Framed' on education city. https://go.educationcity.com/content/index/26304/3/2/1/null/null/false/false/null/0</p>
---------	---	--	--	--	--

Ask if you can help to prepare lunch. Don't forget to wash your hands - You are always very sensible and carry your own lunch to your table. You get your own cutlery out, cut up your food all by yourself and then eat your food with your knife and fork - show your adult how well you do this.

Projects	<p>RE: Pentecost Pentecost is a Holy day when Christians celebrate the coming of the Holy Spirit. This year Pentecost is on Sunday 31st May. Read Acts 2 verses 1-13 and watch the clip https://www.youtube.com/watch?v=IqG_lvZhU-A Talk about the different parts of the story: 1. The disciples were praying 2. They heard a strong wind and flames appeared on their heads 3. The disciples received the Holy Spirit 4. The disciples began to talk in many different languages 5. The disciples told people about Jesus.</p> <p>Science: Plants Watch bbc bitesize clip 'what do plants need to grow?' https://www.bbc.co.uk/bitesize/topics/zpxnyrd/articles/zxxsyrd Grow your own plants or help your parents care for a plant at home by making sure your plant gets enough sunlight and you are watering it regularly. You could even try to grow a plant using water, a potato, and toothpicks! Take photos of what you have been doing and talk about how your plant changes over time. Extension: Record how the sunflower grows in the bbc bitesize clip or how your own plant grows using the template on MYUSO/Busythings/Year 1/science/Plants/Plant life cycles.</p>
----------	---



STORY TIME