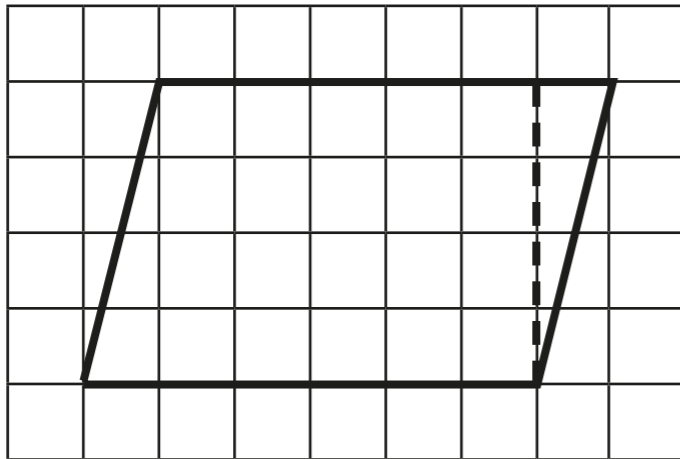


Area of a parallelogram



- 1 On a piece of squared paper, copy this parallelogram and cut it out.



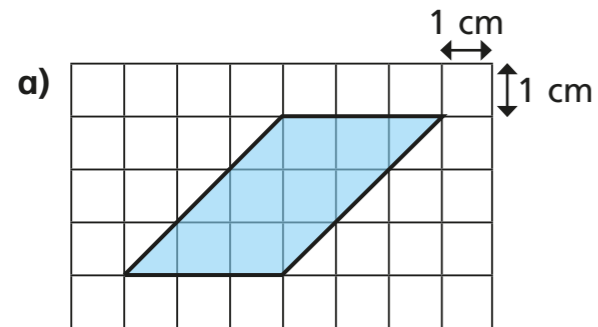
- a) Create a rectangle by cutting off the right-angled triangle and moving it.

- b) Complete the sentences.

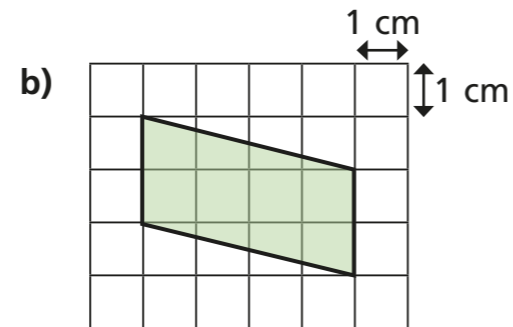
The area of the rectangle is squares.

The area of the parallelogram is squares.

- 2 Calculate the areas of the parallelograms.

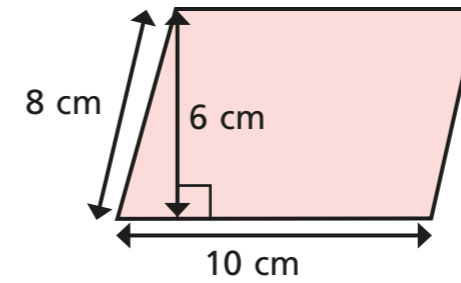


area = cm²



area = cm²

- 3 Huan is finding the area of the parallelogram.



$$10 \times 8 = 80 \text{ cm}^2$$

- a) What mistake has Huan made?

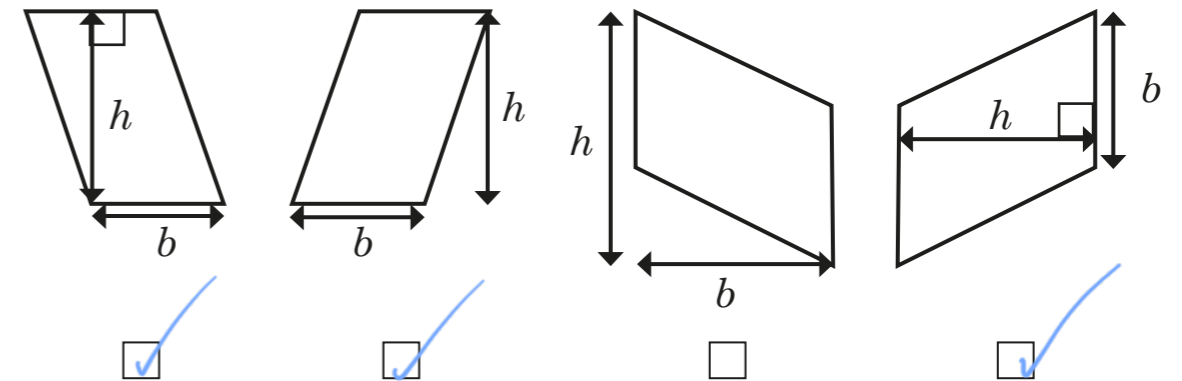
He hasn't used the perpendicular height.

- b) What is the correct answer?

area = cm²

- 4 Esther has labelled the bases and heights for four parallelograms.

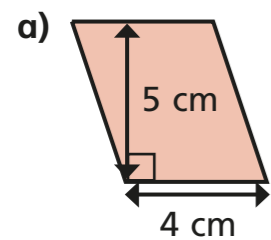
Three are correct; one is incorrect. Tick the shapes that have been correctly labelled.



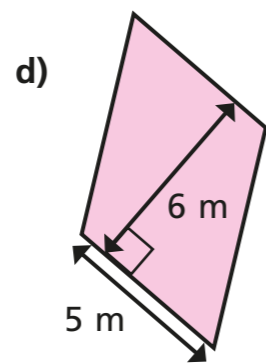
Explain to a partner why one is incorrect.



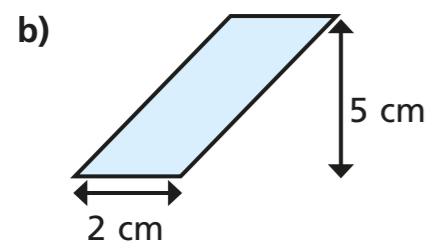
5 Calculate the areas of the parallelograms.



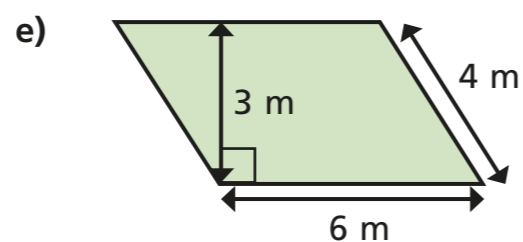
area = cm²



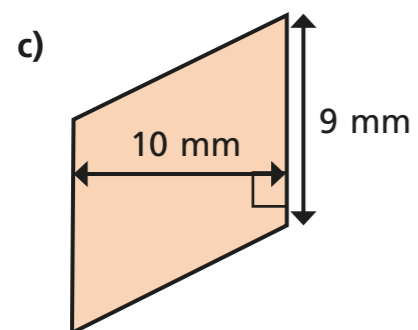
area = m²



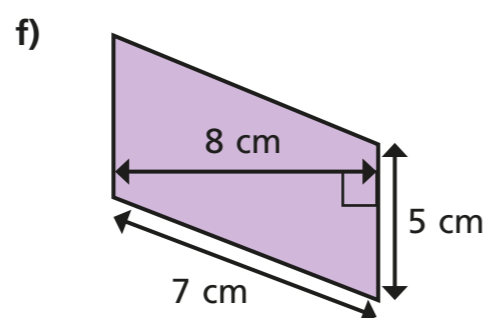
area = cm²



area = m²

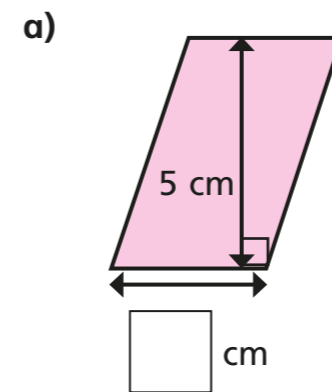


area = mm²

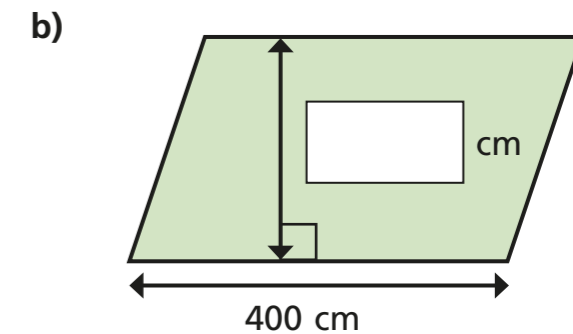


area = cm²

6 Find the missing lengths.

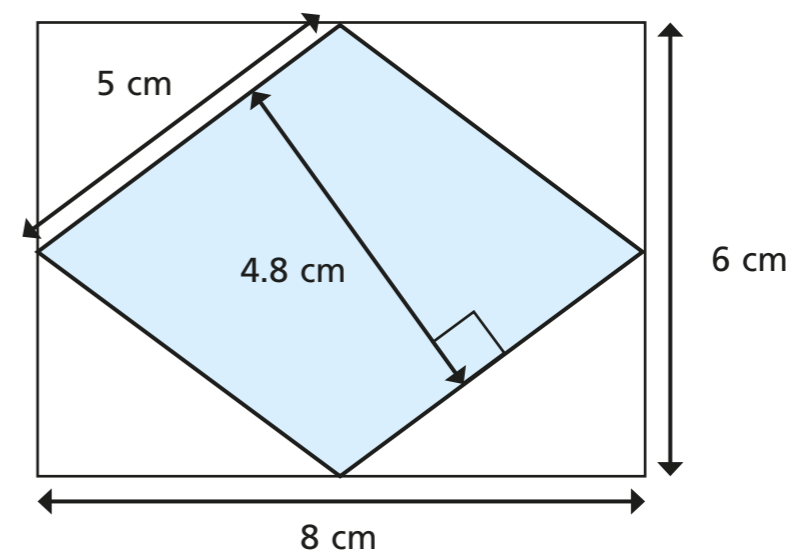


area = 15 cm²



area = 12 m²

7 Here is a rhombus inside a rectangle.



a) Calculate the area of the rhombus.

area = cm²

b)

The area of the rhombus is half the area of the rectangle. This means that it is a special triangle.



Explain to a partner why Mo is wrong.