




## Suggested Butterfly and Ladybird Timetable: People who help us – Vets Week 5

	Monday	Tuesday	Wednesday	Thursday	Friday
	<p style="color: red; text-align: center;">Have you washed, dressed yourself, brushed your hair, made your bed and brushed your teeth today?</p> <p style="color: green; text-align: center;">We always start our day with our prayers. Have a lovely day. We are thinking about each and every one of you. xx</p>				
	<b>Well Being</b>	<b>Well Being</b>	<b>Well Being</b>	<b>Well Being</b>	<b>Well Being</b>
Approximately 15 – 30 mins	<p>Let the Music Move your Feet Movement &amp; Dance Song for Kids I Debbie Doo – Balance on one foot</p> <p><a href="https://www.youtube.com/watch?v=aQ2Vco_giiE">https://www.youtube.com/watch?v=aQ2Vco_giiE</a></p>	<p>Let the Music Move your feet Movement &amp; Dance Song for Kids I Debbie Doo – Balance on one foot</p> <p><a href="https://www.youtube.com/watch?v=aQ2Vco_giiE">https://www.youtube.com/watch?v=aQ2Vco_giiE</a></p>	<p>5-a-day Fitness: All Sports Routine – Jubilee Dance</p> <p><a href="https://www.youtube.com/watch?v=gBTvnJpwcKw">https://www.youtube.com/watch?v=gBTvnJpwcKw</a></p>	<p>5-a-day Fitness: All Sports Routine - Jubilee Dance</p> <p><a href="https://www.youtube.com/watch?v=gBTvnJpwcKw">https://www.youtube.com/watch?v=gBTvnJpwcKw</a></p>	<p>Making Apple Crumble with Mr Nash</p> <p>St Edmund's Catholic Primary School and Nursery - Extra Curricular Staff Videos (<a href="http://st-edmunds.richmond.sch.uk">st-edmunds.richmond.sch.uk</a>)</p>
<p style="color: red;"><b>Phonics Tips</b></p> <p>This week's work is revision of all of the Phase 2 and 3 sounds and high frequency/tricky words before we move on to Phase 4. We are also introducing the writing of two-syllable words. The use of clapping the syllables is recommended as this is a practical way of understanding the meaning of 'syllables'. And working out how many parts there are to a word.</p> <p style="color: red;">Encourage your child to use their 'Freddie fingers' to segment and blend. A copy of the sound mats we use in class is saved in Week 1 and at the beginning of this week's phonics notebooks.</p> <p style="background-color: yellow;">Only complete what you can. We don't complete all these activities in 15 minutes. We dip in and out throughout the day.</p>					
<b>Literacy</b>					
	<b>Phonics</b>	<b>Phonics</b>	<b>Phonics</b>	<b>Phonics</b>	<b>Phonics</b>
	Say each phonic sound with Sylvie <a href="https://www.youtube.com/watch?v=yln6PpV1G1I">https://www.youtube.com/watch?v=yln6PpV1G1I</a>	Say each phonic sound with Sylvie <a href="https://www.youtube.com/watch?v=yln6PpV1G1I">https://www.youtube.com/watch?v=yln6PpV1G1I</a>	Say each phonic sound with Sylvie <a href="https://www.youtube.com/watch?v=yln6PpV1G1I">https://www.youtube.com/watch?v=yln6PpV1G1I</a>	Say each phonic sound with Sylvie <a href="https://www.youtube.com/watch?v=yln6PpV1G1I">https://www.youtube.com/watch?v=yln6PpV1G1I</a>	Say each phonic sound with Sylvie <a href="https://www.youtube.com/watch?v=yln6PpV1G1I">https://www.youtube.com/watch?v=yln6PpV1G1I</a>
Approximately 15 - 20 mins	Day 1	Day 2	Day 3	Day 4	Revision Day - no ppt
	Practising counting syllables	Practising counting syllables Writing two syllable 'ar' words	Practising counting syllables Writing two syllable 'igh' words	Practising counting syllables Writing two syllable 'ear' and 'ure' words	Use Reading Eggs or Busy Things to practise phonics and reading.
	Don't forget to use your Freddie fingers & your sound mat	Don't forget to use your Freddie fingers & your sound mat	Don't forget to use your Freddie fingers & your sound mat	Don't forget to use your Freddie fingers & your sound mat	Don't forget to use your Freddie fingers & your sound mat
<p style="color: blue;"><b>Have a well-deserved Break.</b></p> <p style="color: blue;"><b>Try and get outside for a walk if you can!</b></p>					

## Suggested Butterfly and Ladybird Timetable: People who help us – Vets Week 5

<p><b>Science Topic: Vets</b></p>	<p><b>Fern and Rory's Vet Tales – the Farm</b></p> <p><a href="https://www.bbc.co.uk/programmes/b09qqrn8f">https://www.bbc.co.uk/programmes/b09qqrn8f</a></p> <p>How does the vet help the animals on the farm? What does he use to make them better?</p>	<p><b>A Day in the Life of a Wildlife Vet</b></p> <p><a href="https://www.youtube.com/watch?v=Nd021Rs6BOY">https://www.youtube.com/watch?v=Nd021Rs6BOY</a></p> <p>Watch the video. Do some research to find out more about one of the animals you have seen. What is dangerous about being a wildlife vet?</p>	<p><b>What sort of vet will you be?</b></p> <p>Imagine that you are a vet for small animals, wild animals or farm animals.</p> <p>Complete the booklet which is on the website. Draw a picture of yourself as a vet on the front cover. Make sure you are wearing vet's clothes!</p>	<p><b>Fern and Rory's Vet Tales – Choosing a Pet</b></p> <p><a href="https://www.youtube.com/watch?v=ETIWYbuNjJA">https://www.youtube.com/watch?v=ETIWYbuNjJA</a></p> <p><b>Talk Time</b></p> <p><b>What sort of things do you need to think about before you get a pet?</b></p>	<p><b>People of Help Us – Song</b></p> <p><a href="https://www.youtube.com/watch?v=5pWFRZmVUrU&amp;feature=emb_logo">https://www.youtube.com/watch?v=5pWFRZmVUrU&amp;feature=emb_logo</a></p> <p>Can you think of other people who help us? Who would you like to say thank you to and why?</p> 
<p>Approximately 15 - 20 mins</p>	<p><b>Reading</b></p> <p>Log in to Reading Eggs. Click on 'Reading Eggs' icon. Click on 'Driving Test' icon.</p> <p>If you have not started the test before, start at level 1. If not, start where you left off. You can only move on to the next level when you get everything correct.</p>	<p><b>Reading</b></p>  <p><b>Busy People – Vet</b></p> <p><a href="https://www.youtube.com/watch?v=4pbJa92cPwU">https://www.youtube.com/watch?v=4pbJa92cPwU</a></p>	<p><b>Reading</b></p> <p><b>Busy Things - Read the Caption Game</b></p> <p><b>Log into Busy Things</b></p> <p><a href="https://www.st-edmunds.richmond.sch.uk/page/?title=Reception&amp;pid=337">https://www.st-edmunds.richmond.sch.uk/page/?title=Reception&amp;pid=337</a></p> <p>Click on:</p> <ul style="list-style-type: none"> <li>Early Years</li> <li>RH/RM</li> <li>Communication</li> <li>Word</li> <li>Reading</li> <li>Read the Caption</li> </ul>	<p><b>Reading</b></p> <p>Log in to Reading Eggs. Click on 'Reading Eggs' icon. Click on 'Driving Test' icon.</p> <p>If you have not started the test before, start at level 1. If not, start where you left off. You can only move on to the next level when you get everything correct.</p>	<p><b>Reading Reading Eggs</b></p>  <p>Choose a book from the Reading Eggs library about animals and read it together.</p>

### Maths White Rose Week 1 Growing 6,7,8

**Learning Objective (LO):** To apply the counting principles when counting to 6, 7 and 8.

To represent 6, 7 and 8 in different ways

To count out the required number of objects from a larger group

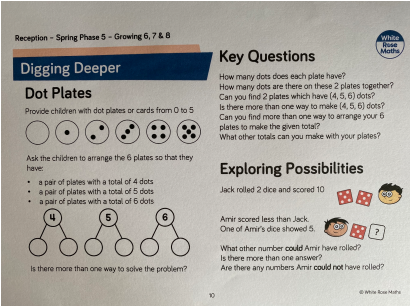
To begin to recognise a small number without having to count in ones

**Rational:** Arranging 6, 7 or 8 items into small groups will support the children to conceptually subitise (instantly recognise a small number of)




## Suggested Butterfly and Ladybird Timetable: People who help us – Vets Week 5

objects without having to count them) and see how the numbers are made up of smaller numbers. e.g. I know it is 8 because I see 4 and 4 Encourage the children to order and compare their representations, noticing the one more/less patterns as they count on and back to 8

**Vocabulary:** How many all together? Pair, odd, even, (longer, shorter), (taller, shorter), (wider, narrower) tall short, now, before, later, soon, after, then, next

<b>Resources</b> You will need today	Objects that might come in sixes such as egg boxes, apples. Small objects for counting such as buttons, counters, small toys such as dinosaurs  Link to book - Six Dinner Sid <a href="https://www.youtube.com/watch?v=iZZDA46aiT4&amp;t=19s">https://www.youtube.com/watch?v=iZZDA46aiT4&amp;t=19s</a>	Paper or card to make dominoes, small objects such as buttons	Drawing of a ladybird, paper dots/buttons	Print out of memory game or paper or card to make your own memory game to play	Ten toys, container to put them in  Link to book - Kipper's Toy Box  <a href="https://www.youtube.com/watch?v=GBUW9hHpfc">https://www.youtube.com/watch?v=GBUW9hHpfc</a>
Approximately 15 - 20 mins	<p style="text-align: center;"><b>Maths</b></p> <p style="text-align: center;"><a href="https://whiterosemaths.com/homelearning/early-years/growing-6-7-8/">https://whiterosemaths.com/homelearning/early-years/growing-6-7-8/</a></p> <p style="text-align: center;">Week 1 Growing 6,7,8 Watch session 1 video</p> <p style="text-align: center;">Maths task Session 1 (on the school website)</p>	<p style="text-align: center;"><b>Maths</b></p> <p style="text-align: center;"><a href="https://whiterosemaths.com/homelearning/early-years/growing-6-7-8/">https://whiterosemaths.com/homelearning/early-years/growing-6-7-8/</a></p> <p style="text-align: center;">Week 1 Growing 6,7,8 Watch session 2 video</p> <p style="text-align: center;">Maths task Session 2 (on the school website)</p>	<p style="text-align: center;"><b>Maths</b></p> <p style="text-align: center;"><a href="https://whiterosemaths.com/homelearning/early-years/growing-6-7-8/">https://whiterosemaths.com/homelearning/early-years/growing-6-7-8/</a></p> <p style="text-align: center;">Week 1 Growing 6,7,8 Watch session 3 video</p> <p style="text-align: center;">Maths task Session 3 (on the school website)</p>	<p style="text-align: center;"><b>Maths</b></p> <p style="text-align: center;"><a href="https://whiterosemaths.com/homelearning/early-years/growing-6-7-8/">https://whiterosemaths.com/homelearning/early-years/growing-6-7-8/</a></p> <p style="text-align: center;">Week 1 Growing 6,7,8 Watch session 4 video</p> <p style="text-align: center;">Maths task Session 4 (on the school website)</p>	<p style="text-align: center;"><b>Maths</b></p> <p style="text-align: center;"><a href="https://whiterosemaths.com/homelearning/early-years/growing-6-7-8/">https://whiterosemaths.com/homelearning/early-years/growing-6-7-8/</a></p> <p style="text-align: center;">Week 1 Growing 6,7,8 Watch session 5 video</p> <p style="text-align: center;">Maths task Session 5 (on the school website)</p>
	<p><b>Extension: You do not have to do this</b></p> <p>Digging Deeper – Dot Plates (See Activity Sheet on Website.)</p> 				

## Suggested Butterfly and Ladybird Timetable: People who help us – Vets Week 5

Religious Education					
	Activity: <b>This week:</b> Look at the key vocabulary for this topic and use it to remember all that your child has learned about celebrating. Celebrate with a simple Act of Worship. Please see the notes for parents, activity outline and the resources on the website.				
Additional Activities	<b>BEGINNER Hand Warm Up Exercises</b>  <a href="https://www.youtube.com/watch?v=eP0GQfvtHsQ">https://www.youtube.com/watch?v=eP0GQfvtHsQ</a>	<b>People who Help Us – Song</b>  <a href="https://www.singup.org/singupathome/people-who-help-us">https://www.singup.org/singupathome/people-who-help-us</a>  Listen to the song again. Can you think of someone who helps us that you would like to thank? Can you make up another verse to the song?	<b>Go on a Scavenger Hunt!</b>  There is a large number of lovely ideas on the Woodland Trust site for free outdoor activities.  <b>Outdoor Scavenger Hunt</b> <a href="https://www.woodlandtrust.org.uk/blog/2020/01/nature-scavenger-hunts/">https://www.woodlandtrust.org.uk/blog/2020/01/nature-scavenger-hunts/</a>  <b>Indoor Scavenger Hunt</b> <a href="https://www.letsroam.com/explorer/indoor-scanvenger-hunt-riddles-for-kids/">https://www.letsroam.com/explorer/indoor-scanvenger-hunt-riddles-for-kids/</a>  	<b>French</b>    French colours - Couleurs - Arc en Ciel by Alain le Lait  <a href="https://www.youtube.com/watch?v=-4kNeFGBAcw">https://www.youtube.com/watch?v=-4kNeFGBAcw</a>	<b>Tricky Words Games</b>  Play one of the games on this page to practise your tricky words and have fun!  <a href="https://earlyimpactlearning.com/teach-tricky-words/">https://earlyimpactlearning.com/teach-tricky-words/</a>
	<b>Google Classroom</b>  Times and groups to be emailed by class teachers.	<b>Outdoor Gross Motor Activities</b>  Take a walk around the neighbourhood or a local park. For variety, add in marching, jogging, skipping, hopping, balancing on one leg. Could you make an obstacle course outside?	Let's Learn about Syllables and the months of the year – Jack Hartmann  <a href="https://www.youtube.com/watch?v=SSI-SbVz2oA">https://www.youtube.com/watch?v=SSI-SbVz2oA</a>	<b>Paper Animals</b> Have a go at making an origami animal. You can use any paper t   <b>origami puppy</b> <small>easy</small> hat you have at home. <a href="https://www.origamiway.com/origami-animals.shtml">https://www.origamiway.com/origami-animals.shtml</a>	<b>Home Learning Grid</b>  Choose and complete one activity from the Spring term home learning grid