





























# Revision of Phase 2 and Phase 3 Sounds

Practise speed reading these sounds - little and often is best!



Practise speed reading these sounds

j 	n 	w 	x 	y 	z 	zzz 	qu 
sh 	ch 	th 	ng 	ai 	ee 	igh 	oa 
oo 	oo 	ar 	or 	ur 	ow 	oi 	ear 
air 	ure 	er 					

*Drawn by the children  
of key workers  
during Lockdown 2020*

Revision of Phase 2 and Phase Three words

LO: To read these words


*Remember that you can't sound out the red tricky words, you just say them.*

the	at	it	I	back	no
a	to	can	is		
go	get	as	and	an	

LO: To learn how to count the syllables in a word by saying it out loud and clapping.

Words are made up of different parts, these are called syllables.

Watch the video.



<https://www.youtube.com/watch?v=psUPYR235O8>

LO: to write 2 syllable ure words



manure, injure, picture

LO: to write 2 syllable ear words



earring

tearful

earmuffs

LO: To use Phase Two and Phase Three words in sentences.

Use some of the words that you have practised today to write a sentence.

Can you make up a little sentence?