











Suggested Butterfly and Ladybird Timetable: People who help us – Fire Fighters Week 6

	Monday	Tuesday	Wednesday	Thursday	Friday
	<p style="text-align: center; color: red;">Have you washed, dressed yourself, brushed your hair, made your bed and brushed your teeth today?</p> <p style="text-align: center; color: green;">We always start our day with our prayers. Have a lovely day. We are thinking about each and every one of you. xx</p>				
Approximately 15 mins	<p style="text-align: center;">Well Being</p> <p>ZUMBA KIDS - Electronic Song - Minions</p> <p>https://www.youtube.com/watch?v=FP0wgVhUC9w&list=PLsLdlyqFC4R5kDlsjwLNwc1RUiH06nEf3&index=2</p>	<p style="text-align: center;">Well Being</p> <p>ZUMBA KIDS - Electronic Song - Minions</p> <p>https://www.youtube.com/watch?v=FP0wgVhUC9w&list=PLsLdlyqFC4R5kDlsjwLNwc1RUiH06nEf3&index=2</p>	<p style="text-align: center;">Well Being</p> <p>Debbie Doo - Dance Song For Children - Can You Jump</p> <p>https://www.youtube.com/watch?v=Bo8TdypdaBg</p>	<p style="text-align: center;">Well Being</p> <p>Debbie Doo - Dance Song For Children - Can You Jump</p> <p>https://www.youtube.com/watch?v=Bo8TdypdaBg</p>	<p style="text-align: center;">Well Being</p> <p>Banana Banana Meatball - Blazer Fresh GoNoodle</p> <p>https://www.youtube.com/watch?v=BQ9q4U2P3iq</p>
<p style="text-align: center; color: red;">Phonics Tips</p> <p>This week's sounds are digraphs and trigraphs. Digraphs have two letters that make one sound and trigraphs have three letters that make one sound. Friday is a revision day. Always encourage your child to say the word aloud. Segmenting means to pull the sounds apart – eg. c-a-t. Blending means putting the sounds back together, eg. cat. Encourage your child to use their 'Freddie fingers' to segment and blend. A copy of the sound mats we use in class is saved in Week 1.</p> <p style="background-color: yellow; text-align: center;">Only complete what you can. We don't complete all these activities in 15 minutes. We dip in and out throughout the day.</p>					
Literacy					
Approximately 15 - 20 mins	<p style="text-align: center;">Phonics</p> <p>Say each phonic sound with Sylvie https://www.youtube.com/watch?v=yln6PpV1G1I</p> <p style="text-align: center;">Day 1</p> <p style="text-align: center;">Phase 3 Captions part 1 (see website)</p>	<p style="text-align: center;">Phonics</p> <p>Say each phonic sound with Sylvie https://www.youtube.com/watch?v=yln6PpV1G1I</p> <p style="text-align: center;">Day 2</p> <p style="text-align: center;">Phase 3 Captions part 2 (see website)</p>	<p style="text-align: center;">Phonics</p> <p>Say each phonic sound with Sylvie https://www.youtube.com/watch?v=yln6PpV1G1I</p> <p style="text-align: center;">Day 3</p> <p style="text-align: center;">Phase 3 Early Reading part 1 (see website)</p>	<p style="text-align: center;">Phonics</p> <p>Say each phonic sound with Sylvie https://www.youtube.com/watch?v=yln6PpV1G1I</p> <p style="text-align: center;">Day 4</p> <p style="text-align: center;">Phase 3 Early Reading part 2 (see website)</p>	<p style="text-align: center;">Phonics</p> <p>Say each phonic sound with Sylvie https://www.youtube.com/watch?v=yln6PpV1G1I</p> <p style="text-align: center;">Day 5</p> <p style="text-align: center;">Pictures and Captions</p>
Have a well-deserved Break - Try and get outside for a walk if you can!					
Topic: People Who Help us	<p><u>What is a fire fighter?</u> Watch the film Clip about fire fighters</p> <p>https://www.youtube.com/watch?v=d9RQDZEmf4I</p>	<p><u>What does a fire fighter do?</u></p> <p>https://classroom.thenational.academy/lessons/to-understand-what-a-fire-officer-does-6hj36e</p>	<p><u>Creating an observational picture of a fire</u></p> <p>https://classroom.thenational.academy/lessons/to-create-an-observational-picture-of-a-fire-engine-6xqp4r</p> 	<p><u>Recalling the features of a fire engine</u></p> <p>https://classroom.thenational.academy/lessons/to-recall-the-key-features-of-a-fire-engine-70vp2t</p>	<p><u>Safety Tips with Fire Man Sam</u></p> <p>https://www.youtube.com/watch?v=emc1sj5v5oY</p>



Suggested Butterfly and Ladybird Timetable: People who help us – Fire Fighters Week 6

Approximately 15 - 20 mins	Reading Read the book: 'Charlie the Fire Fighter' https://vimeo.com/502531633	Reading Choose a book about <u>people who help</u> us from the library on 'Reading Eggs'.	Reading Read and learn the Poem: 'Mix a Pancake' by Christina Rossetti https://www.youtube.com/watch?v=N41kZCfRkuk	Reading Reading Read a book your choice from the library on 'Reading Eggs'.	Reading Listen to Mr Wolf's Pancakes https://www.youtube.com/watch?v=6VosU2oLgY
Maths White Rose Week 2 Growing 6,7,8					
Learning Objective (LO): To make pairs To combining 2 Groups To apply the counting principles when counting to 6, 7 and 8: To represent 6, 7 and 8 in different ways To count out the required number of objects from a larger group To begin to recognise a small number without having to count in ones (subitise) Working with numbers up to 8 builds confidence and subitising skills as children begin to instantly recognise groups of 2, 3, 4, 5, 6 without having to count them. This work also supports children's memory and recall of number bonds and facts. e.g. I know it is 8 because I see 4 and 4. Encourage the children to order and compare their representations, noticing the one more/less patterns as they count on and back to 8 Vocabulary: How many do you have altogether? Pair, odd, even, before, later, soon, after, then, next					
Resources You will need today	Print off Memory Game template Colouring pencils	Collect natural things from your garden or why not gather all your socks and put them into pairs!  Why not count them in two's https://www.youtube.com/watch?v=GvTcpfSnOMQ	You could make a garage and add the cars together. You could use dinosaurs, lego people, or anything else your child is interested in. 	Print off the domino track or make your own dominoes out of a cereal box and take a photo of your track.	You could play snakes and ladders at home with your family or make your own track game.
Approximately 15 - 20 mins	Maths https://whiterosemaths.com/homelearning/early-years/growing-6-7-8-week-2/ Week 2 Growing 6,7,8 Watch session 1 video Maths task Session 1 (on the school website)	Maths https://whiterosemaths.com/homelearning/early-years/growing-6-7-8-week-2/ Week 2 Growing 6,7,8 Watch session 2 video Maths task Session 2 (on the school website)	Maths https://whiterosemaths.com/homelearning/early-years/growing-6-7-8-week-2/ Week 2 Growing 6,7,8 Watch session 3 video Maths task Session 3 (on the school website)	Maths https://whiterosemaths.com/homelearning/early-years/growing-6-7-8-week-2/ Week 2 Growing 6,7,8 Watch session 4 video Maths task Session 4 (on the school website)	Maths https://whiterosemaths.com/homelearning/early-years/growing-6-7-8-week-2/ Week 2 Growing 6,7,8 Watch session 5 video Maths task Session 5 (on the school website)

Suggested Butterfly and Ladybird Timetable: People who help us – Fire Fighters Week 6

EXTENSION: YOU DO NOT HAVE TO DO THIS - Draw a 10's or 20's frame on an old pillow case						In class we draw big 10's frames outside with chalk. Ask your child to gather two different types of foods or small toys. Place them on your 10's frame and add the two groups together. Have a go at writing a number sentence to match: 3 + 5 = 8				
Religious Education										
Activity: preparing for Shrove Tuesday Every year the Year 1 children open a special Pancake Café for the whole school. They won't be able to do that this year, but perhaps next week you could try running a Pancake Café at home for your family. What is your favourite filling? Why not have a pancake flipping competition.  Watch the video: https://www.bbc.co.uk/newsround/47154807 What else can you find out about Shrove Tuesday?				Activity: preparing for Ash Wednesday Find out what you can about Ash Wednesday. You might start by ask your parents or grandparents why they go to church on Ash Wednesday. <ul style="list-style-type: none">• Why do we go to church on Ash Wednesday?• What are the ashes made of?• What does the priest do with the ashes? Draw a picture of your family receiving the Ashes and write a sentence Parents: We have found the Mark 10 Mission really uplifting and thought you might like it too. It might be a bit long for our Reception children. _ Series Three (4th Jan - 19th Feb) — The Mark 10 Mission.						
Additional Activities you might want to do	Singing Hands: Five Little Firemen - Nursery Rhyme - Makaton Sign Language https://www.youtube.com/watch?v=x_I2ysM0w0g		After you have drawn your fire engine, make your own junk model. 		Make land art! Go outside and collect natural resources to make a piece of land art.  https://www.youtube.com/watch?v=J6AUPbjrKZg		Learn to say your full name, address and phone number in case of emergency! 		Last week we read you the story of the Invisible String – Why not make a card for someone you love  It's Valentine's Day Tomorrow	

Suggested Butterfly and Ladybird Timetable: People who help us – Fire Fighters Week 6

	<p>French Activity</p> <p>Look on the website and practise singing the 'Three Little Pigs Song' in French.</p>	 <p>Art</p> <p>Print off or collect a paint sample strip from a DIY Shop. Go outside to see how many things you can find that match the colours.</p>	<p>Home Learning Grid</p> <p>Choose and complete one activity from the Spring term home learning grid</p>
<p>Pancake Day</p>		<p style="text-align: center;">Pancake Race</p> <p>Pancake Day isn't just a day for eating pancakes! We've got lots of ideas for activities and games - some for learning and some just for fun - to enjoy with the children.</p> <p>Make a stack: Use corrugated cardboard from a cardboard box to cut out a stack of pancakes.</p> <p>Pancake on your head race: Pancake on your head race: Children could try walking across the room or playground with a cardboard pancake on their head. Each time they complete the distance without losing their pancake, add another to their stack.</p>	