

Suggested Butterfly and Ladybird Timetable: People who help us – Police Officers Week 7

	Monday	Tuesday	Wednesday	Thursday	Friday
	<p style="color: red; text-align: center;">Have you washed, dressed yourself, brushed your hair, made your bed and brushed your teeth today?</p> <p style="color: green; text-align: center;">We always start our day with our prayers. Have a lovely day. We are thinking about each and every one of you. xx</p>				
Approximately 15 mins	<p style="text-align: center;">Well Being</p> <p style="text-align: center;">Yolanda's Band Jam – Let me See You</p> <p style="text-align: center;">https://www.youtube.com/watch?v=NWWT0hCdoD4</p>	<p style="text-align: center;">Well Being</p> <p style="text-align: center;">Yolanda's Band Jam – Let me See You</p> <p style="text-align: center;">https://www.youtube.com/watch?v=NWWT0hCdoD4</p>	<p style="text-align: center;">Well Being</p> <p style="text-align: center;">Modern Dance Moves For Children</p> <p style="text-align: center;">https://www.youtube.com/watch?v=4iZPv7GY_dc</p>	<p style="text-align: center;">Well Being</p> <p style="text-align: center;">Modern Dance Moves For Children</p> <p style="text-align: center;">https://www.youtube.com/watch?v=4iZPv7GY_dc</p>	<p style="text-align: center;">Well Being</p> <p style="text-align: center;">Modern Dance Moves For Children</p> <p style="text-align: center;">https://www.youtube.com/watch?v=4iZPv7GY_dc</p>
<p style="text-align: center; color: red;">Phonics Tips</p> <p>This week we are going to start revising the sounds that children are unsure of. Digraphs have two letters that make one sound and trigraphs have three letters that make one sound. Always encourage your child to say the word aloud. Segmenting means to pull the sounds apart – eg. c-a-t. Blending means putting the sounds back together, eg. cat. Encourage your child to use their 'Freddie fingers' to segment and blend. A copy of the sound mats we use in class is saved in Week 1. Only complete what you can. We often dip in and out of activities.</p>					
Literacy					
Approximately 15 - 20 mins	<p style="text-align: center;">Phonics</p> <p style="text-align: center;">Say each phonic sound with Sylvie https://www.youtube.com/watch?v=yln6PpV1G1l</p> <p style="text-align: center;">Day 1 recap: DFE letters & sounds learning to blend: a</p> <p style="text-align: center;">https://www.youtube.com/watch?v=gCaXHnaKhHQ</p> <p style="text-align: center;">Activity: Have a go at blending words with the 'a' sound: b-a-g, s-t-a-ck, s-t-a-m-p, ch-a-m-p.</p>	<p style="text-align: center;">Phonics</p> <p style="text-align: center;">Say each phonic sound with Sylvie https://www.youtube.com/watch?v=yln6PpV1G1l</p> <p style="text-align: center;">Day 2 recap: ch Abi's Online Phonics</p> <p style="text-align: center;">https://www.youtube.com/watch?v=A2Zt04bPQwY</p> <p style="text-align: center;">Activity: Make a list of words beginning with 'ch'</p>	<p style="text-align: center;">Phonics</p> <p style="text-align: center;">Say each phonic sound with Sylvie https://www.youtube.com/watch?v=yln6PpV1G1l</p> <p style="text-align: center;">Day 3 recap: sh Abi's Online Phonics</p> <p style="text-align: center;">https://www.youtube.com/watch?v=QY5CtZdcwlg</p> <p style="text-align: center;">Activity: Have a go at writing</p> <p style="text-align: center;">ch and sh Words</p> <p style="text-align: center; background-color: yellow;">(see website)</p>	<p style="text-align: center;">Phonics</p> <p style="text-align: center;">Say each phonic sound with Sylvie https://www.youtube.com/watch?v=yln6PpV1G1l</p> <p style="text-align: center;">Day 4 recap: th Abi's Online Phonics</p> <p style="text-align: center;">https://www.youtube.com/watch?v=EsVPECQJ838</p> <p style="text-align: center;">Activity: Read Beth and Cath 1 OR Beth and Cath 2 Don't forget to look for 'th' digraph!</p> <p style="text-align: center; background-color: yellow;">(activity see website)</p>	<p style="text-align: center;">Phonics</p> <p style="text-align: center;">Say each phonic sound with Sylvie https://www.youtube.com/watch?v=yln6PpV1G1l</p> <p style="text-align: center;">Day 5 recap: ng Abi's Online Phonics</p> <p style="text-align: center;">Phonics: NG Sound/Words (Digraph) - YouTube</p> <p style="text-align: center;">Activity: Sorting Cards Activity</p> <p style="text-align: center; background-color: yellow;">(see website)</p>
<p>Have a well-deserved Break. Try and get outside for a walk if you can!</p>					

Suggested Butterfly and Ladybird Timetable: People who help us – Police Officers Week 7

Topic: People Who Help us	What does a police officer do? https://classroom.thenational.academy/lessons/to-understand-what-a-police-officer-does-64wpct	What are the key parts police officer's uniform? https://classroom.thenational.academy/lessons/to-identify-the-key-parts-of-a-police-officers-uniform-c9hp6c	Role playing 'being a police officer'. https://classroom.thenational.academy/lessons/to-role-play-being-a-police-officer-crukac?activity=video&step=1	A day in the life of a police constable https://www.eveningexpress.co.uk/fp/news/local/done-north-east-police-create-video-to-show-children-a-day-in-the-life-of-an-officer-fighting-crime/	Burglar Bill - Listen to the story of Burglar Bill https://www.youtube.com/watch?v=CVGdL5IHsq0 Talk time – Is it right to steal? How would you feel if someone stole your favourite toy? <div style="background-color: #00FF00; padding: 2px; text-align: center;">Weekly Task</div> <div style="background-color: #00FF00; padding: 2px; text-align: center;">Make a wanted poster for Burglar Bill</div> <div style="background-color: #00FF00; padding: 2px; text-align: center;">(Sheet on website) </div>
Approximately 15 - 20 mins	Reading Read Jasper's Beanstalk – Nick Butterworth and Nick Inkpen https://www.youtube.com/watch?v=Da6lxY_8jmU	Reading Mr Wolf's Week – Colin Hawkins https://www.youtube.com/watch?v=oW7Zzg6ko7k	Reading Practise the tricky words song. https://www.youtube.com/watch?v=ri4u0TjAZ38	Reading ' Helping Others' in the library on Reading Eggs	Reading Practise the tricky words song. https://www.youtube.com/watch?v=ri4u0TjAZ38

Maths White Rose - Growing 6,7,8 Week 3

Learning Objective (LO):

To order and sequence important times in their day and use language such as now, before, later, soon, after, then and next

To begin to recognise that regular events happen on the same day each week

To use and use the vocabulary 'yesterday', 'today' and 'tomorrow' to describe when events happen.

Children are able to describe significant events in their lives and talk about events they are looking forward to.

They learn through their own experience and the stories they read that some processes such as growing vegetables, take a longer time.

Suggested Butterfly and Ladybird Timetable: People who help us – Police Officers Week 7

Prompts for learning

Encourage the children to make indirect comparisons using objects such as blocks or cubes to measure items, e.g. The sand tray is 4 blocks long. The table is 5 blocks long. The sand tray is shorter than the table.

Look back over the year so far with the children – use pictures or learning journeys to help them remember.

What have been their favourite times in Reception? What key events can they remember?

Start each day by singing the days of the week song.

Order the days of the week and ask the children to order and match the key events in the story to the days of the week.






Opportunities for comparing length or height will arise naturally through the children's talk as they play. They may compare the height of their towers or length of their roads, or see who has the longest scarf, or who can thread the longest string of beads. Support child to make a paper 'footprint'. Can they find items which are longer than their foot, shorter, about the same size? Can a small group arrange their footprints in size order by making direct comparisons? Provide a selection of measuring items for the children to explore, e.g. rulers, tape measures, trundle wheels, height charts. The children may also like to create their own height charts and tape measures and use them to measure items inside and out. Provide pots and soil and seeds for the children to plant. Encourage them to find ways to measure, compare and record the height of their plants as they grow.

Vocabulary: When making direct comparisons, they may initially say something is bigger than something else. Encourage children to use more specific mathematical vocabulary relating to length (longer, shorter), height (taller, shorter), and breadth (wider, narrower)
Days of the week, yesterday, today, tomorrow

Resources You will need today	Small blocks or other objects such as tins of food to build a tower. Dice (can be found online as an electronic random dice roller).	Playdough or plasticine (You can use random lengths of string or ribbon to measure instead.)	Story of Jasper's Beanstalk https://www.youtube.com/watch?v=Da6lxY_8jmU	Seed to plant, soil, pot Blocks/small cubes to measure	Building blocks Timer or stopwatch (on mobile phone?)
Approximately 15 - 20 mins	Maths Week 3 Growing 6,7,8 Watch session 1 video https://whiterosemaths.com/homelearning/early-years/growing-6-7-8-week-3/ Maths task Session 1 (on the school website)	Maths Week 3 Growing 6,7,8 Watch session 2 video https://whiterosemaths.com/homelearning/early-years/growing-6-7-8-week-3/ Maths task Session 2 (on the school website)	Maths Week 3 Growing 6,7,8 Watch session 3 video https://whiterosemaths.com/homelearning/early-years/growing-6-7-8-week-3/ Maths task Session 3 (on the school website)	Maths Week 3 Growing 6,7,8 Watch session 4 video https://whiterosemaths.com/homelearning/early-years/growing-6-7-8-week-3/ Maths task Session 4 (on the school website)	Maths Week 3 Growing 6,7,8 Watch session 5 video https://whiterosemaths.com/homelearning/early-years/growing-6-7-8-week-3/ Maths task Session 5 (on the school website)

Religious Education

Suggested Butterfly and Ladybird Timetable: People who help us – Police Officers Week 7

	<p>Our new topic is: Eucharist - Gathering</p> <p>The parish family finds strength in gathering for the celebration of the Eucharist, a sign of God's love in our lives. We share memories, love and thanks as we celebrate the Life, Death and Resurrection of Jesus. Children will know and understand:</p> <ul style="list-style-type: none"> • how and why people gather together • the joy of gathering together to celebrate at Mass <p>Activity:</p> <p>Week 1: Read the story 'Happy Together' and discuss some of the things that you do 'together'. Play a game and discuss how it feels playing it 'together'. Throughout the week notice the things you are doing together. Share photos of groups gathering together.</p>				
	<p>Complete the tricky words word search – on website.</p> 	<p>Sing the Days of the Week Song and learn it.</p> <p>https://www.youtube.com/watch?v=mXMofxtDPUQ&safe=active</p>	<p>Draw a map of your street.</p> <p>Put in clues to find our way home, for example, post box, lamp post, gate, door number.</p> <p>Practise saying your address and have a go at writing it.</p>	<p>Learn to Tap Dance your family!</p> <p>https://www.youtube.com/watch?v=LH_EyxsupRE</p>	<p>French Activity</p> <p>Sing a Rainbow in French</p> <p>Rainbow Song in French (basic French vocabulary from Learn French With Alexa) - Bing video</p>
Additional Activities you might want to do	<p>Learn the song Five Strong Police Officers and sing it to the tune of '10 Green</p>  <p>Bottles'.</p>	<p>Make hand print emergency services.</p> 	<p>Visit a Police Station</p> <p>Me Too! - Visiting A Police Station Full Episode TV Show for Kids - Bing video</p> <p>https://www.youtube.com/watch?v=WPiFyEt3ry4</p>	<p>Make a police officer's radio and or torch out of junk.</p>  	<p>Home Learning Grid</p> <p>Choose and complete one activity from the Spring term home learning grid.</p>