

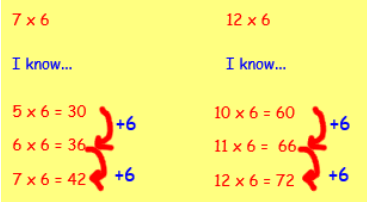

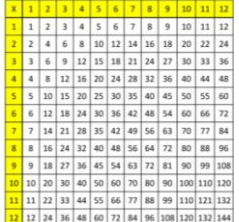


Below are a list of activities you can use to learn your multiplications and their division facts.
 Year 2 – 2's, 5's and 10's Year 3 – 3's, 4's and 8's Year 4 – 6's, 7's, 9's, 11's and 12's

| | | | | | | | | | | | |
|---|--|---|---|---|----|----|----|----|----|--|---|
| <p><u>Pictorial representations</u> Draw your multiplications / division facts out using pictures. These can be dots, sweets etc.</p>  | <p><u>Concrete resources</u> Make your multiplications / division facts using resources from around the house. eg. pasta, pencils, sweets, rice, money, egg boxes, ice trays.</p>  | <p><u>Close Multiples</u> Use your multiplications to help you figure out others.</p>  | | | | | | | | | |
| <p><u>Pattern Seeking</u> Write out your multiplications. Can you find a pattern? Is there a rule? Hint: Odd / Even</p> | <p><u>Connection seeking</u> Find the connection between the multiplications (focus on the ones learnt):</p> <p>5's & 10's 2's & 4's & 8's 3's & 6's & 12's</p> | <p><u>Beat the clock</u> Set the timer. See how quickly you can answer all your multiplications. Can you beat your own score?</p> | | | | | | | | | |
| <p><u>Word Problem</u> Make a word problem out of your multiplication / division fact. "35 ÷ 5 = 7" I'm baking cupcakes. I make 5 cupcakes. I decorate them evenly with 35 sweets. How many sweets are on each cupcake?"</p> | <p><u>Dominoes</u> Put all the dominoes face down. Flip one over and multiply the two numbers together.</p>  <p>2 x 5 = 10 4 x 3 = 12</p> <p>A point for every correct answer.</p> | <p><u>Matching</u> Write out all of the multiplications / division on separate pieces of paper. Write all the answers on separate pieces of paper. Put them all face down. Take it turns to turn the paper over and match the question to the answer.</p> | | | | | | | | | |
| <p><u>Bingo</u> Write down numbers on your board / paper. Someone calls out multiplications / divisions facts. When all your numbers have been called, shout BINGO!</p> <table border="1" data-bbox="199 1624 391 1736"> <tr><td>5</td><td>2</td><td>6</td></tr> <tr><td>1</td><td>24</td><td>10</td></tr> <tr><td>24</td><td>56</td><td>81</td></tr> </table> <p>10 ÷ 2? 8 x 8? 3 x 7?</p> | 5 | 2 | 6 | 1 | 24 | 10 | 24 | 56 | 81 | <p><u>Recipes</u> Get a recipe. Make it for more people. Eg a recipe for 2 people. Make it for 6. You will need to multiply all the ingredients by 3. A recipe for 4 people, make it for 8. You will need to double all the ingredients.</p> | <p><u>Multiplication grid</u> Get a 12 x 12 multiplication grid. See how quickly or how much you can fill in.</p>  |
| 5 | 2 | 6 | | | | | | | | | |
| 1 | 24 | 10 | | | | | | | | | |
| 24 | 56 | 81 | | | | | | | | | |

Web based activities:

| | | |
|---|--|---|
| <p><u>Times tables rock stars</u> https://ttrockstars.com/ Children have their own logins</p> | <p><u>Hit the button</u> https://www.topmarks.co.uk/maths-games/hit-the-button</p> | <p><u>Funky mummy</u> https://www.ictgames.com/mobilePage/funkyMummy/index.html</p> |
|---|--|---|